

B - V E N T F I R E P L A C E I N S E R T

Hotshot



Hotshot (Model DHS) shown with Deluxe Square Faceplate and Satin Black Louvres.

DelRay

QUALITY GAS PRODUCTS

DelRay Hotshot

Check Out These Features:

- 25,000 BTU/H Input on Natural Gas and on Propane
- Features a dual burner with glowing embers, and a six-piece logset for the essence of a relaxing, mature fire
- Equipped with Hi/Lo Control to adjust flame and heat level. From a low ambient flame to a full flame, this fireplace has the right setting for any situation.
- Fibre logs provide exquisite detail and the glow of a wood fire
- Ceramic glass window
- Convenient on/off control on the side of the faceplate instantly switches the fire from 'pilot' to full fire
- Variable speed dual fan for maximum heat distribution with control conveniently located on the faceplate

Design Options:

- Built-in heat sensor switch to control the fans automatically. The fans will instantly activate once the fireplace has reached temperature. Upon cooling of the fireplace, the fans will automatically turn off.
- Fibre Brick Lining
- Self-generating millivolt control
- 100% fail-safe gas shut-off valve
- Piezo spark ignition

- Standard faceplate available in three sizes plus a custom faceplate*
- Deluxe Square and Arched Faceplates finished in Satin Black. Both versions include a cast iron, stepped surround finished in Charcoal Grey
- Louvre and Inner Trim Packages available in Satin Black, Polished Brass, and Stainless Steel finishes**
- Two oversized Enclosure Plates are available for larger masonry openings. The enclosure plate fits behind the Deluxe faceplates
- Programmable millivolt thermostat

* Custom size must be field-cut to fit opening
 ** Deluxe Faceplates require a lower package to complete the fireplace. Standard Faceplates require a Louvre and Inner Trim Package



Standard Faceplate with Satin Black Louvres and Polished Brass Inner Trim



Deluxe Arched Faceplate shown with Satin Black Louvres

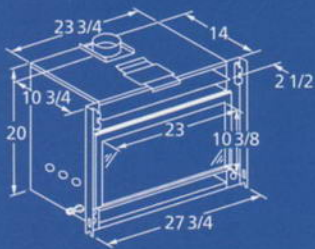


Polished Brass louvres and Polished Brass inner trim

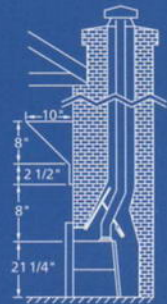


Stainless Steel louvres and Stainless Steel trim

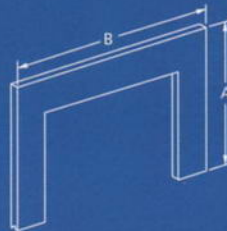
Fireplace Dimensions



Mantel Clearance



Faceplate Dimensions



Faceplates available:

	Height (A)	Width (B)
Standard Faceplates	25" x	37 1/2"
	26" x	40"
	28" x	44"
Deluxe Arched Faceplate	25 5/8" x (27 3/4" to the arch)	39 3/4"
Deluxe Square Faceplate	26" x	39 3/4"
Oversized Enclosure Plates	28" x	44"
	30" x	44"



Satin Black louvres and Polished Brass inner trim



Satin Black louvres and Satin Black inner trim



Consult owner's manual for complete installation instructions and proper clearances to combustible surfaces prior to installing fireplace.

Warranty: The manufacturer warrants this fireplace to be free from defects in materials and workmanship at the time of manufacture. There is a limited 10 year warranty on the firebox; 5 year limited warranty on the burner and 1 year limited warranty on the pilot burner assembly and fan motors (if included). The valve carries a limited 1 year warranty unless otherwise specified in the installation manual. Glass, plated/painted finishes and refractory lining are exempt.

All specifications, product designs, materials and colours are subject to change without notice. The actual flame pattern and colour may vary slightly from the illustrations. Diagrams and illustrations not to scale.

CHP/MDR

Langley, BC • Ferndale, WA
 Phone: (800) 378-3115 Fax: (866) 300-0927
 Email: fireplaces@montigo.com

Part No. XB0500 - 06/03
 Printed in Canada

Available at:

Consult your distributor for local fireplace code information